




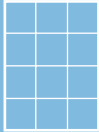




WHERE CAN I FIND LABELS ON MY VIWINCO WINDOW?

WINDOWS	LABELS			
	TEMPORARY NFRC / INSTALLATION	SASH/ WARRANTY	FRAME	PERMANENT NFRC <i>(gold foil)</i>
SINGLE (SH)/ DOUBLE (DH) HUNG 	Interior top sash, <i>top center</i>	ISLO, <i>left side of both sashes</i>	ISLO, <i>right side of frame, unless tall; then top of frame</i>	SH: Interior, <i>head of frame</i> DH: Exterior, <i>head of frame</i>
SLIDER 	Interior keeper sash, <i>top center</i>	Top of keeper and top of lock	Head of frame	Interior, <i>head of frame above operable sash</i>
CASEMENT 	Interior, <i>top center</i>	Hinged side of Casement Awning: side of sash Hopper: top of sash	ISLO, <i>right side of frame</i>	Head of frame
PATIO DOORS 	Interior, <i>top center of fixed panel</i>	Side of operating sash Top of non-operating sash	Head of frame	Interior, <i>above operable sash</i>
GEOMETRIC 	Interior, <i>bottom center</i>	Under bottom glazing bead	Head of frame	Under bottom glazing bead
PICTURE 	Interior, <i>top center</i>	Top of sash and under bottom glazing bead	Head of frame	Under bottom glazing bead

IMPORTANT: If you are unable to access any desired label information or feel unsafe doing so, please contact us at 610.286.8884 to speak with a service representative or schedule a service call for assistance.

ISLO: Inside looking out **SH:** Single Hung **DH:** Double Hung

Warranty pamphlet is placed in the shrink wrap of the first window of every order