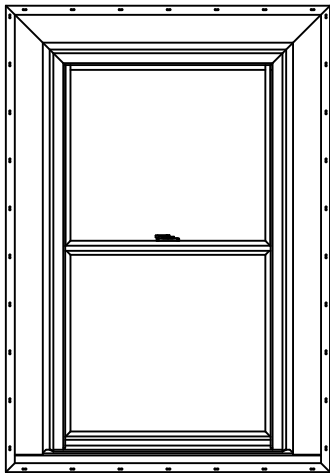

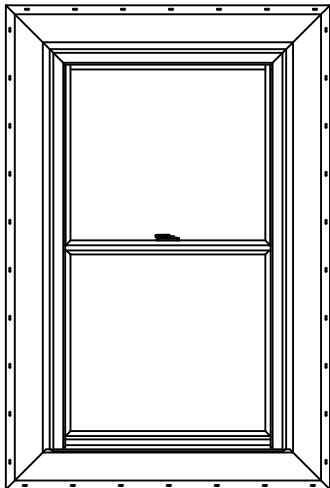


Unit with Brickmold



Unit with 3-1/2 Flat Casing



Unit with 3-1/2 Flat Casing 4 Sides



S-Series Double Hung
Window Elevations with Exterior Casing

UPDATED BY: RAS

DATE: 10/31/2013

SCALE: 1/2" = 1'-0"

SECT. 1.1

PAGE: 19